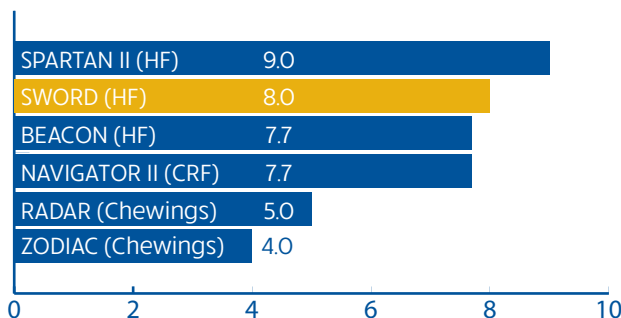




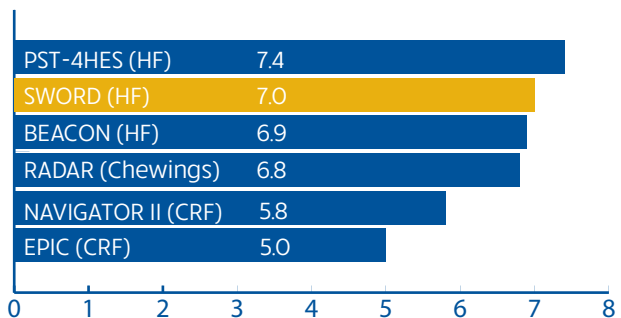
HARD FESCUE

PYTHIUM BLIGHT RATINGS OF FINELEAF FESCUE CULTIVARS



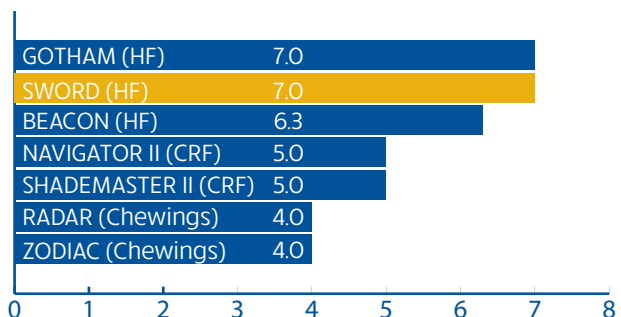
2009-13 Data; Ratings 1-9; 9 = No Disease
Top variety Spartan II (9.0) Bottom variety Zodiac (4.0)

RED THREAD RATING OF FINELEAF FESCUE CULTIVARS



2009-13 Data; Ratings 1-9; 9 = No Disease
Top variety PST-4HES (7.4) Bottom variety Epic (5.0)

SUMMER STRESS RATING OF FINELEAF FESCUE CULTIVARS



2009-13 Data; Ratings 1-9; 1=Brown 9=Dark Green
Top variety Gotham (7.0) Bottom variety Zodiac (4.0)
full reports and more data available at www.ntep.org

Sword hard fescue is renowned for its dense growth during the growing season, making it highly resistant to heavy traffic. It features a rich, dark green color and exceptional disease resistance, particularly against fusarium patch, dollar spot, and red thread. **SWORD** combines dark green genetic color, great density, improved traffic tolerance, and good overall disease resistance for a desirable quality turf. This variety does well in locations with sandy loam soil and handles shade, making it ideal for low-maintenance situations.

FACTS:

- Dark Green Color
- Improved Traffic Tolerance
- Great Spring Density
- Excellent Resistance to Red Thread

APPLICATIONS:

- Golf Courses
- Residential Lawns
- Commercial Properties
- Parks

SEEDING RATES:

- New Establishment:
3-4 LBS/1000 sq. ft.
- Overseeding:
1-2 LBS/1000 sq. ft.

SALES PARTNERS:

- Ryan Jeffries
ryan@columbiariverseed.com
303.522.6296
- Paul Hedgpeth
paul@columbiariverseed.com
509.832.0287
- Cody Gyllenberg
cody@columbiariverseed.com
509.863.4772



187405 S. Plymouth Ind. Rd.
PO Box 66
Plymouth, WA 99346
Phone: 509.783.4056
Fax: 509.783.4056
www.columbiariverseed.com